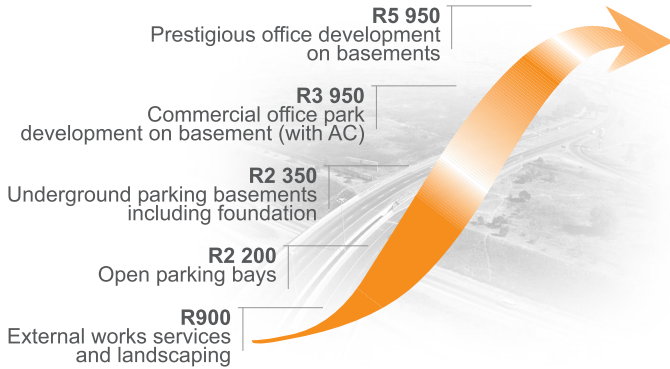


Research

Building Costs Guidelines per m² 2nd Quarter (October – December 2006) (Overall rates per m² excl.VAT)

9th Floor | Braamfontein Centre | 23 Jorissen Street | Braamfontein
P O Box 31565 | Braamfontein | 2017
Telephone +27 11 339 2700 | Facsimile + 27 11 339 2727
Website www.jhbproperty.co.za | www.joburg.org.za




Office Developments

2nd Quarter (October – December 2006)
(Overall average rates per m² excl.VAT)

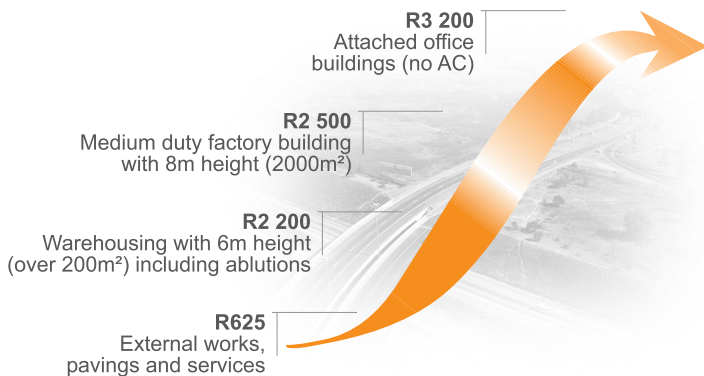
Retail Developments

2nd Quarter (October – December 2006)
(Overall average rates per m² excl.VAT)



Industrial Developments

2nd Quarter (October – December 2006)
(Overall average rates per m² excl.VAT)



a world class African city



Research

Building Costs Guidelines per m² 2nd Quarter (October – December 2006) (Overall rates per m² excl.VAT)

9th Floor | Braamfontein Centre | 23 Jorissen Street | Braamfontein
P O Box 31565 | Braamfontein | 2017
Telephone +27 11 339 2700 | Facsimile + 27 11 339 2727
Website www.jhbproperty.co.za | www.joburg.org.za



Residential Developments

2nd Quarter (October – December 2006)
(Overall average rates per m² excl.VAT)

Duplex houses / apartments R3 800
Luxury (cluster) houses R5 750

External works and landscaped environment per m² R625

Leisure Developments

Thatched game lodge accommodation per m²
Budget type hotels per room
Luxury hotels per room
External works and landscaped environment per m²

Rate per m²
R3 800 – R4 800
R285 000 – R420 000
R1 200 000 – R1 700 000
R500 – R750

Conference Centres

Conference Center to International Standards

R12 000 – R15 000

Stadiums

Stadium – excluding provision of field preparation, irrigation and drainage

R9 000 – R11 000 per seat

Escalation Forecasting

	Pre – Contract p.m	During Construction p.m
Third Quarter 2006	1.22%	0.39%
Fourth Quarter 2006	0.58%	0.47%
First Quarter 2007	0.51%	0.54%
Second Quarter 2007	0.30%	0.41%

Compiled by:
Sam Manganye

Reference:
SAMCO REPORT 2006/2007



a world class African city

